



HF/50MHz TRANSCEIVER

# IC-7200



## Simple & Tough with IF DSP



\* The above photo includes optional MB-116 handles.



# Simple & Tough with IF DSP



HF/50MHz TRANSCEIVER

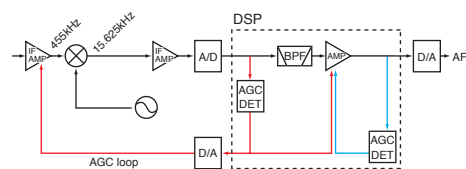
# IC-7200

## IF DSP

The latest IF DSP technology is employed in the IC-7200. While the IC-7200 is an entry-class transceiver, advanced digital features are comparable to higher class transceivers.

## AGC loop management

Distortion and blocking from strong nearby signals are prevented by placing DSP functions inside the AGC loop. The AGC time constants are selectable from fast, slow and off for each operating mode.



## Digital IF filter

Optional filters will be never required for the IC-7200. The built-in digital filter allows you to flexibly select the filter width and shape from soft and sharp\* and provides cutting-edge filter characteristics.

\* Filter shape is selectable for SSB and CW modes only.

Mode	Passband width range
SSB	50-500Hz; 50Hz step 600Hz-3.6kHz; 100Hz step
CW	50-500Hz; 50Hz step 600Hz-3.6kHz; 100Hz step
RTTY	50-500Hz; 50Hz step 600Hz-2.7kHz; 100Hz step
AM	200Hz-8kHz; 200Hz step

## Digital Twin PBT

Only Icom brings you Twin Passband tuning! Tailor your IF passband with the Twin PBT by electronically shifting the upper and lower edges of the IF filter. Depending on the use of the concentric knobs, you can either narrow the IF passband, or shift the entire passband to eliminate interfering signals.

## Manual notch filter

The manual notch filter delivers more than 70dB of attenuation. Strong interfering tones will be eliminated without adversely affecting the AGC loop performance. On the bottom right of the front panel, a dedicated control knob adjusts the notch filter frequency.

## Digital noise reduction

The digital noise reduction reduces background noise and improves the signal-to-noise ratio. The noise reduction level is adjustable in 16 steps. It improves the readability of voice and data signals.

## Digital noise blanker

The noise blanker reduces pulse-type noise such as engine ignition and sparking. The NB level and width (blanking duration) are adjustable in 100 steps.

## High stability transmitter

The DDS (Direct Digital Synthesizer) creates a clear, clean transmit signal and improves the C/N ratio. With a dual-fan cooling system, the IC-7200 provides stable high quality output even during high duty cycle operation.



## USB port for PC control

The IC-7200 can be controlled by a PC through a USB port using the CI-V data format. In addition, modulator and received audio can also be transferred over the USB cable. By using appropriate external software, you can record incoming calls and/or transmit preprogrammed messages from your PC.

## RF speech compressor

The digital RF speech compressor increases your average talk power in SSB mode. Even when the compression level is increased, the DSP controlled RF speech compressor provides low distortion audio.

## CW mode operation


Full break-in, selectable CW carrier point (USB or LSB) and adjustable CW pitch are also standard.

## Tough construction against water intrusion

Waterproof protection technologies that are used in Icom's marine radios are applied to

the buttons and knobs on the front panel to provide a measure of protection against water intrusion.

\* IC-7200 is NOT waterproof.



## Rugged design for outdoor use

The rugged design of the IC-7200 means your enjoyment of this rig is not limited to your shack only.

## "Rear bumper"

The "rear bumper" protects various connectors on the rear panel and lets you stand the radio on its rear end when the antenna is disconnected, such as while moving or packing the radio.



## Other features

- RIT • VOX
- ±0.5ppm frequency stability
- LCD backlight (Hi/Lo/Off)
- CI-V interface
- 201 memory channels
- Built-in 20dB attenuator
- Pre-amplifier • Dial lock
- Auto TS function • 1Hz step tuning
- Band stacking register
- Built-in voice synthesizer • Quick split
- Front facing speaker • Quick set mode



**SPECIFICATIONS****GENERAL**

- Frequency range<sup>\*1</sup> :
 

Rx	0.030–60.000000MHz <sup>*2</sup>
Tx	1.800–1.999999MHz 3.500–3.999999MHz
	5.255–5.405MHz <sup>*3</sup> 7.000–7.300MHz
	10.100–10.150MHz 14.000–14.350MHz
	18.068–18.168MHz 21.000–21.450MHz
	24.890–24.990MHz 28.000–29.700MHz
	50.000–54.000MHz
- <sup>\*1</sup> Shows USA version. Frequency coverage depends on version.
- <sup>\*2</sup> Guaranteed range: 0.5–29.7 and 50–54.000 MHz.
- <sup>\*3</sup> Some frequency ranges are not guaranteed.
- Mode : USB, LSB, CW, RTTY (FSK), AM
- No. of memory Ch. : 201Ch. (199 regular, 2 scan edges)
- Frequency resolution : 1 Hz
- Frequency stability : Less than ±0.5ppm
- Power supply requirement : 13.8V DC ±15 % (negative ground)
- Current drain :
 

Transmit	Max. power	22.0A
Receive	Max. audio	2.0A
	Stand-by	1.3A
- Operating temp. range : –10°C to +60°C; +14°F to +140°F
- Antenna connector : SO-239 (50Ω)
- Dimensions : 241×84×281 mm (projections not included) 9.49×3.31×11.06 in
- Weight (approx.) : 5.5 kg; 12.1 lb

**TRANSMITTER**

- Modulation system :
 

SSB	Digital PSN modulation
AM	Digital low power modulation
- Output power :
 

SSB, CW, RTTY	2–100 W
AM	1–25 W* (* Carrier power)
- Spurious emissions (Unwanted emission) :
 

HF bands	Less than –50dB
50MHz band	Less than –63dB
- Carrier suppression : More than 50dB
- Unwanted sideband : More than 50dB
- Microphone connector : 8-pin connector (600Ω)

- Squelch sensitivity (SSB, threshold, Preamp ON) : Less than 5.6 μV
- Selectivity
 

SSB (BW: 2.4kHz, sharp)	More than 2.4kHz/–6dB
CW (BW: 500Hz, sharp)	Less than 3.6kHz/–60dB
RTTY (BW: 350Hz)	More than 500Hz/–6dB
	Less than 900Hz/–60dB
	More than 360Hz/–6dB
	Less than 650Hz/–60dB
	More than 6.0kHz/–6dB
	Less than 15.0kHz/–60dB
- Spurious and image rejection ratio : More than 70dB (Except 1/2 IF through on 50MHz band)
- Audio output power (at 13.8 V DC) : More than 2.0W at 10% distortion with an 8Ω load
- RIT variable range : ±9.999kHz
- EXT speaker connector : 2-conductor 3.5 (d mm (1/8") /8Ω

**RECEIVER**

- Receive system : Triple-conversion superheterodyne
- Intermediate frequencies : 64.455MHz, 455kHz, 15.625kHz
- Sensitivity (10dB S/N, Preamp ON, Filter shape sharp) :
 

SSB, CW	Less than 0.16μV (1.8–29.7MHz)
	Less than 0.13μV (50MHz band)
	Less than 13μV (0.5–1.799MHz)
	Less than 2μV (1.8–29.7MHz)
	Less than 1μV (50MHz band)
- AM

**Supplied accessories:**

- Hand microphone • DC power cable • Spare fuses

All stated specifications are subject to change without notice or obligations.

**OPTIONS**

Some options may not be available in some countries. Please ask your dealer for details.



**IC-PW1/IC-PW1EURO**  
HF+50 MHz 1 kW  
HF LINEAR AMPLIFIER

Covers all HF and 50 MHz bands, provides clean, stable 1 kW output. Automatic antenna tuner and compact detachable controller are standard. 2 exciter inputs are available. (An optional OPC-599 is required.)



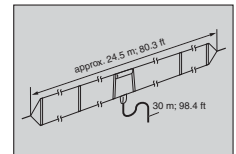
**AH-2b ANTENNA ELEMENT**  
For mobile operation with the AH-4. All bands between 7–54MHz can be matched.



**AH-4 HF+50 MHz AUTOMATIC ANTENNA TUNER**  
Covers 3.5–54MHz with a 7m (23ft) or longer wire antenna.



**AT-180 AUTOMATIC ANTENNA TUNER**  
Compact, light weight antenna tuner.



**AH-710 FOLDED DIPOLE ANTENNA**  
Covers from 1.9 to 30MHz. Has a PL-259 connector. Easy to assemble (non-kink construction).



**PS-126 DC POWER SUPPLY**  
13.8V DC, 25A max. with 4-pin type connector.



**SP-21 EXTERNAL SPEAKER**  
Input impedance: 8Ω  
Max. input power: 5W



**SP-10 EXTERNAL SPEAKER**  
Compact size speaker.



**SM-50 DESKTOP MICROPHONE**  
Dynamic desktop microphone. Includes [UP]/[DOWN] switches and a low cut function.



**SM-30 DESKTOP MICROPHONE**  
Compact, lightweight electret desktop microphone. **SM-20** is also available.



**SM-27 DESKTOP MICROPHONE**  
Dynamic microphone equipped with PTT lock switch.




**CT-17 CI-V LEVEL CONVERTER**  
For remote transceiver control from a PC equipped with an RS-232C port.



**RS-BA1 IP REMOTE CONTROL SOFTWARE**  
For IP remote transceiver control from a PC.



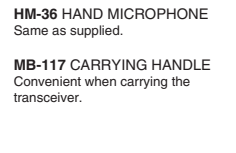
**MB-116 HANDLES**  
Protect buttons and knobs on the front panel when moving the radio.



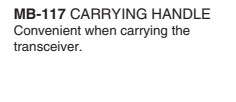
**MB-118 MOBILE MOUNTING BRACKET**  
For mounting the radio in a vehicle.



**OPC-599 CABLE ADAPTER**  
Converts 13-pin ACC connector to 7-pin + 8-pin ACC connector for connection with IC-PW1/EURO.



**HM-36 HAND MICROPHONE**  
Same as supplied.



**MB-117 CARRYING HANDLE**  
Convenient when carrying the transceiver.

Icom, Icom Inc. and the Icom logo are registered trademarks of Icom Incorporated (Japan) in the United States, the United Kingdom, Germany, France, Spain, Russia, Japan and/or other countries. All other trademarks are the properties of their respective holders.

**Icom Inc.** 1-1-32, Kami-minami, Hirano-ku, Osaka 547-0003, Japan Phone: +81 (06) 6793 5302 Fax: +81 (06) 6793 0013

[www.icom.co.jp/world](http://www.icom.co.jp/world)

**Count on us!**

**Icom America Inc.**

2380 116th Avenue NE,  
Bellevue, WA 98004, U.S.A.  
Phone: +1 (425) 454-8155  
Fax: +1 (425) 454-1509  
E-mail: [sales@icomamerica.com](mailto:sales@icomamerica.com)  
URL: <http://www.icomamerica.com>

**Icom New Zealand**

146A Harris Road, East Tamaki,  
Auckland, New Zealand  
Phone: +64 (09) 274 4062  
Fax: +64 (09) 274 4708  
E-mail: [inquiries@icom.co.nz](mailto:inquiries@icom.co.nz)  
URL: <http://www.icom.co.nz>

**Icom (UK) Ltd.**

Blacksole House, Alitra Park,  
Herne Bay, Kent, CT6 6GZ, U.K.  
Phone: +44 (01227) 741741  
Fax: +44 (01227) 741742  
E-mail: [info@icomuk.co.uk](mailto:info@icomuk.co.uk)  
URL: <http://www.icomuk.co.uk>

**Asia Icom Inc.**

6F No. 68, Sec. 1 Cheng-Teh Road,  
Taipei, Taiwan, R.O.C.  
Phone: +886 (02) 2559 1899  
Fax: +886 (02) 2559 1874  
E-mail: [sales@asia-icom.com](mailto:sales@asia-icom.com)  
URL: <http://www.asia-icom.com>

Your local distributor/dealer:

**Icom Canada**

Glenwood Centre #150-6165 Highway 17,  
Delta, B.C., V4K 5B8, Canada  
Phone: +1 (604) 952-4266  
Fax: +1 (604) 952-0090  
E-mail: [info@icomcanada.com](mailto:info@icomcanada.com)  
URL: <http://www.icomcanada.com>

**Icom (Europe) GmbH**

Communication Equipment  
Auf der Krautweide 24  
65812 Bad Soden am Taunus, Germany  
Phone: +49 (6196) 76685-0  
Fax: +49 (6196) 76685-50  
E-mail: [info@icom-europe.com](mailto:info@icom-europe.com)  
URL: <http://www.icom-europe.com>

**Icom France s.a.s.**

Zac de la Prairie,  
1 Rue Brindejonc des Moulinais, BP 45804,  
31505 Toulouse Cedex 5, France  
Phone: +33 (5) 61 36 03 03  
Fax: +33 (5) 61 36 03 00  
E-mail: [icom@icom-france.com](mailto:icom@icom-france.com)  
URL: <http://www.icom-france.com>

**Beijing Icom Ltd.**

10C07, Long Silver Mansion, No.88, Yong Ding  
Road, Haidian District, Beijing, 100039, China  
Phone: +86 (010) 5889 5391/5392/5393  
Fax: +86 (010) 5889 5395  
E-mail: [bjicom@bjicom.com](mailto:bjicom@bjicom.com)  
URL: <http://www.bjicom.com>

**Icom (Australia) Pty. Ltd.**

Unit 1 / 103 Garden Road,  
Clayton, VIC 3168 Australia  
Phone: +61 (03) 9549 7500  
Fax: +61 (03) 9549 7505  
E-mail: [sales@icom.net.au](mailto:sales@icom.net.au)  
URL: <http://www.icom.net.au>

**Icom Spain S.L.**

Ctra. Rubi, No. 88 "Edificio Can Castanyer"  
Bajos A 08174, Sant Cugat del Valles,  
Barcelona, Spain  
Phone: +34 (93) 590 26 70  
Fax: +34 (93) 589 04 46  
E-mail: [icom@icomspain.com](mailto:icom@icomspain.com)  
URL: <http://www.icomspain.com>

**Icom Polska**

81-850 Sopot, ul. 3 Maja 54, Poland  
Phone: +48 (58) 550 7135  
Fax: +48 (58) 551 0484  
E-mail: [icompolksa@icompolksa.com.pl](mailto:icompolksa@icompolksa.com.pl)  
URL: <http://www.icompolksa.com.pl>