



VHF AND UHF DIGITAL/ANALOG TRANSCEIVERS

**IC-F3261DT**

VHF transceiver with full keypad

**IC-F4261DT**

UHF transceiver with full keypad

**IC-F3261DS**

VHF transceiver with simple keypad

**IC-F4261DS**

UHF transceiver with simple keypad

# **Fully Featured IDAS™ Digital Handheld with Built-in GPS and Waterproof Protection**

**IDAS™**  
ICOM DIGITAL ADVANCED SYSTEM

**Built-in GPS Receiver\***

**Man Down Function\***

**IP67 Waterproof Protection**

**800 mW Audio Output Power**

**IDAS™ NXDN™ Features**

**512 Memory Channels  
with 128 Zones**

(\* Depending on version)



# IDAS™: Better, Improved & Enhanced

## IP67 Dust-tight & Waterproof Protection



The IC-F3261D series provides rugged protection against dust and water that is equivalent to IP67. The radio can withstand 1m depth of water for 30 minutes.

## Man Down and Lone Worker Functions for Emergency Call

The man down function\* automatically sends an emergency signal when the transceiver is left in a horizontal position. The lone worker function also can transmit an emergency signal when the radio is not operated for a preset period. These emergency signals can be sent with GPS position data\* to alert your co-workers or dispatcher to any potential trouble.

\* Depending on version.

## 800 mW (typ.) Audio Output Power



The built-in BTL amplifier doubles the audio output power and the large 40 mm speaker delivers loud 800 mW (typ.) audio to receive all calls under noisy environments.



IC-F3261DT  
(Full keypad)



IC-F4261DS  
(Simple keypad)

## IDAS™ Features

The IC-F3261D series provides NXDN™ CAI-based IDAS digital mode operation. It is also compatible with NXDN™ Type-D multi-site trunking. The following IDAS features are programmable.

- Individual/group call
- Individual ID and talkgroup ID memories
- Status message • SDM (Short Data Message)
- GPS • Stun, kill and revive
- Radio check • Remote monitor
- Call alert • Call log
- Emergency • Digital voice scrambler
- Block decode • RAN (Radio Access Number)

## Built-in 2-Tone and 5-Tone\*

2-Tone and 5-Tone signalings give you selective calling, quiet stand-by and other convenient functions. The radio stun and kill functions disable a radio over the air and the revive function restores the stunned radio.

## MDC 1200 Compatible\*

The built-in MDC signaling provides the following selective calling and ANI features.

- PTT ID • SelCall • Radio check
- Radio stun/revive • 500 aliases
- Status message/request • Call alert
- Emergency, emergency mic monitoring

## Scan Features

The IC-F3261D series can detect both analog and IDAS conventional signals and automatically selects the transmission mode to reply to the received call.

## Built-in Voice Scrambler

The built-in inversion voice scrambler\* provides secure conversation in analog mode. When using IDAS digital mode, the digital voice scrambler provides a 15-bit key (about 32,000 codes) as standard.

\* Inversion voice scrambler is not compatible with UT-109R/UT-110R voice scrambler.



### Built-in GPS Receiver\*

Your current position data can be attached to a voice or data (SDM, status or emergency signal) transmission and can be sent to dispatch stations\*.



\* Depending on version. \* To show the received position data, an external PC application is required.

### 14-pin Accessory Connector

The new 14-pin accessory connector enhances audio output capabilities with the built-in BTL amplifier. The optional HM-184/H speaker-microphone provides a 1000 mW (typ.) audio output for loud and clear communication.



### Large Full Dot-matrix LCD

Using a large full dot-matrix LCD (32 x 18 mm), the IC-F3261D series shows two lines of easy to read text messages. The bottom row shows assigned functions to the [P0] to [P3] buttons.

### Long Lasting Battery Life

GPS type	Digital mode	Analog mode
Built-in GPS type	10.5 hours (approx.)	11 hours (approx.)
Non GPS type	12 hours (approx.)	12.5 hours (approx.)

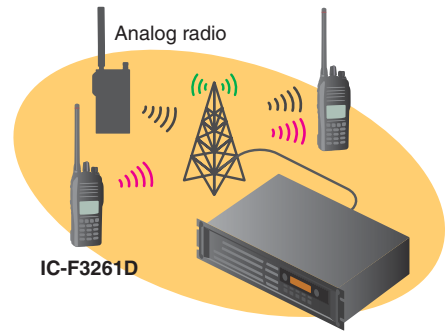
\* Typical operation in 5:5:90 duty cycle, power save on.

### Other Features

- 512 memory channels with 128 zones
  - 5 W output power both in VHF and UHF
  - Basic LTR™ mode operation\*
  - CTCSS/DTCS encoder/decoder\*
  - MIL-STD 810 G rugged construction
  - 8 DTMF autodial memories
  - Tactical group function
  - Busy channel lockout, repeater lockout
  - Power on password
  - Time-out timer • Talk around function
  - Low battery alert • Escalating alarm
  - Surveillance function
- (\* = Analog mode only)

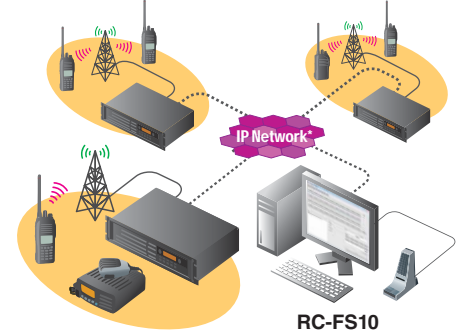
## IDAS™ expands coverage and capacity

### Conventional



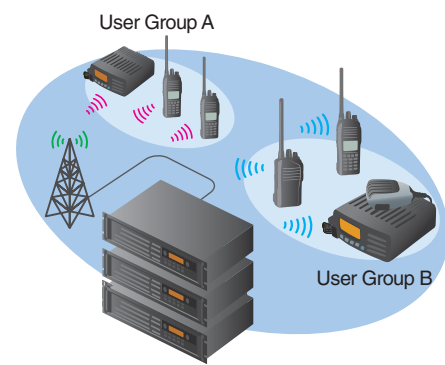
- 6.25 kHz digital migration
- Digital/analog mixed mode operation

### Multi-site Conventional



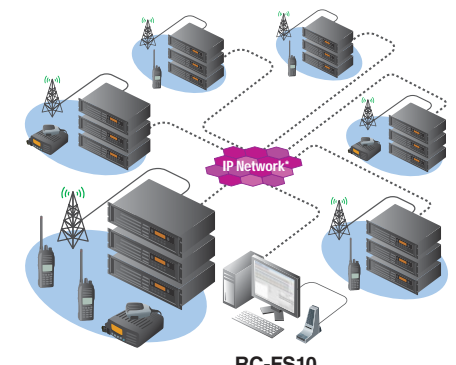
- Up to 16 IDAS repeater sites connection over an IP network.
- RC-FS10, PC dispatch station

### Type-D Single Site Trunking



- Distributed channel system which does not use a dedicated control channel
- Up to 30 channels per system
- Up to 2,000 individual IDs and up to 2,000 group IDs

### Type-D Multi-site Trunking



- Distributed channel system
- Up to 30 channels per site and up to 48 sites connection over an IP network
- Up to 60,000 individual IDs and 60,000 group IDs with fleet management
- Automatic site roaming
- ESN authentication
- RC-FS10 PC dispatch

All advantages shown represent possible system configurations. Ask your Icom dealer to configure an IDAS system that works best for you. \*Note: Private IP Network or VPN Tunnels through the Internet with static endpoints.

VHF DIGITAL/ANALOG TRANSCEIVERS

**IC-F3261DT**  
**IC-F3261DS**

UHF DIGITAL/ANALOG TRANSCEIVERS

**IC-F4261DT**  
**IC-F4261DS**

## SPECIFICATIONS

	IC-F3261DT/DS	IC-F4261DT/DS
<b>GENERAL</b>		
Frequency coverage	136–174 MHz	400–470 MHz 450–512 MHz
Number of channels	512 channels/128 zones	
Type of emission	11K0F3E/4K00F1E/F1D	
Channel spacing	12.5/6.25 kHz	
Power supply requirement	7.5 V DC nominal	
Current drain (approx.)		
Tx High (at 5 W)	1.7 A	1.8 A
Rx Rated output/Standby	550 mA/160 mA	550 mA/160 mA
Antenna impedance	50 Ω	
Operating temperature range	–30 °C to +60 °C; –22 °F to +140 °F (Radio specifications)	
Dimensions (W × H × D)	53.5 × 142.7 × 39.5 mm; 2.1 × 5.6 × 1.6 in (With BP-232WP)	
Weight (approx.)	400 g; 14.1 oz (With BP-232WP, MB-94R & FA-SC57U)	
<b>TRANSMITTER</b>		
Output power (at 7.5 V DC)	5 W, 2 W, 1 W (Hi, L2, L1)	
Max. frequency deviation	±2.5 kHz (Narrow)	
Frequency stability	±1.0 ppm	
Spurious emissions	78 dB typ.	
FM Hum and noise	43 dB typ. (Narrow)	40 dB typ. (Narrow)
Audio harmonic distortion	1.5% typ. (AF 1 kHz 40% deviation)	
FSK error	2.0% typ.	
Ext. microphone connector	14-pin multi-connector/2.2 kΩ	
<b>RECEIVER</b>		
Sensitivity (Analog)	0.23 μV typ. (at 12 dB SINAD)	
(Digital)	0.20 μV typ. (at 5% BER)	
Adjacent channel selectivity	68/60 dB typ. (Narrow, digital)	
Spurious response rejection	76 dB typ.	
Intermodulation rejection	75/66 dB typ. (Narrow, digital)	
Hum and noise	47 dB typ. (Narrow)	43 dB typ. (Narrow)
Audio output power	800 mW typ. (Internal SP, 12 Ω load)	
(at 5% distortion)	1000 mW typ. (External SP, 8 Ω load)	
Ext. speaker connector	14-pin multi-connector/8 Ω	
<b>GPS</b> (Depending on version)		
Receiver channels	12 channels	
Time to first fix (cold start)	36 seconds typ. (at open sky)	
Horizontal accuracy	5 m (at open sky)	

Measurements made in accordance with EIA/TIA-603. All stated specifications are subject to change without notice or obligation. \* 25 kHz bandwidth is no longer available for FCC Part 90 licensees for USA versions. Ask your dealer if you need 25 kHz bandwidth.

### Applicable U.S. Military Specifications & IP Rating

Standard	MIL 810G	
	Method	Procedure
Low Pressure	500.5	I, II
High Temperature	501.5	I, II
Low Temperature	502.5	I, II
Temperature Shock	503.5	I-C
Solar Radiation	505.5	I
Rain Blowing/Drip	506.5	I, III
Humidity	507.5	II
Salt Fog	509.5	–
Dust Blowing	510.5	I
Immersion	512.5	I
Vibration	514.6	I
Shock	516.6	I, IV

Also meets equivalent MIL-STD-810-C, -D, -E and -F.

**Ingress Protection Standard (IC-F3261D/F4261D, BP-232WP and HM-184/H)**  
Dust & Water IP67 (Dust-tight and waterproof protection)

**Supplied accessories:** (May differ according to version)  
• Battery pack, BP-232WP • Belt clip, MB-94R • Antenna

## OPTIONS

Some options may not be available in some countries. Please ask your dealer for details.

### BATTERY PACK AND CASES



Battery packs	Type	Capacity
BP-230WP	Rechargeable Li-ion	2250 mAh (min.) 2300 mAh (typ.)
BP-240	AAA (LR03) × 6 batteries	
BP-261	AA (LR6) × 6 batteries	

### REGULAR CHARGER



Charges the BP-232WP in 8–10 hours (approx.).

### RAPID CHARGER



Charges the BP-232WP in 3 hours (approx.).

### MULTI-CHARGER



Charges up to six BP-232WP battery packs in 3.5 hours (approx.).

\*1 BC-123/BC-147SA for USA plug. SE for Europe plug. SV for Australia plug.

### SPEAKER-MICROPHONE



### HEADSETS and PTT SWITCH CABLE



### BELT CLIPS



### LEATHER BELT HANGERS



### CHARGER BRACKET



### CIGARETTE LIGHTER CABLE & POWER SUPPLY CABLE



### ACC ADAPTOR



### ANTENNAS

- FA-SC25V: 136–150 MHz
- FA-SC55V: 150–174 MHz
- FA-SC25U: 400–430 MHz
- FA-SC57U: 430–470 MHz
- FA-SC72U: 470–520 MHz

### STUBBY ANTENNAS

- FA-SC56VS: 150–162 MHz
- FA-SC57VS: 160–174 MHz
- FA-SC73US: 450–490 MHz

### HIGH GAIN ANTENNAS

- FA-SC62V: 150–160 MHz
- FA-SC63V: 155–165 MHz

### CUT ANTENNAS

- FA-SC61VC: 136–174 MHz
- FA-SC61UC: 380–520 MHz

### ZONE COPY CABLES

- OPC-1870: Handheld to handheld cable
- OPC-1871: Handheld to mobile cable

### CHARGER ADAPTER

- AD-122: AD-122 charger adapter is supplied with the BC-197, depending on BC-197's version.

Icom, Icom Inc. and the Icom logo are registered trademarks of Icom Incorporated (Japan) in Japan, the United States, the United Kingdom, Germany, France, Spain, Russia, Australia, New Zealand and/or other countries. IDAS and IDAS logo are trademarks of Icom Incorporated. NXDN is a trademark of Icom Incorporated and JVC KENWOOD Corporation. LTR is a trademark of E.F. Johnson Technologies Inc. All other trademarks are the properties of their respective holders.

## Icom Inc.

1-1-32, Kamiminami, Hirano-Ku, Osaka 547-0003, Japan Phone: +81 (06) 6793 5302 Fax: +81 (06) 6793 0013

[www.icom.co.jp/world](http://www.icom.co.jp/world)

## Count on us!

### Icom America Inc.

12421 Willows Road NE,  
Kirkland, WA 98034, U.S.A.  
Phone: +1 (425) 454-8155  
Fax: +1 (425) 454-1509  
E-mail: [sales@icomamerica.com](mailto:sales@icomamerica.com)  
URL: <http://www.icomamerica.com>

### Icom (Europe) GmbH

Communication Equipment  
Auf der Krautweide 24  
65812 Bad Soden am Taunus, Germany  
Phone: +49 (6196) 76685-0  
Fax: +49 (6196) 76685-50  
E-mail: [info@icom-europe.com](mailto:info@icom-europe.com)  
URL: <http://www.icomeurope.com>

### Icom France s.a.s.

Zac de la Plaine,  
1 Rue Brindejonc des Moulinais, BP 45804,  
31505 Toulouse Cedex 5, France  
Phone: +33 (5) 61 36 03 03  
Fax: +33 (5) 61 36 03 00  
E-mail: [icom@icom-france.com](mailto:icom@icom-france.com)  
URL: <http://www.icom-france.com>

### Asia Icom Inc.

6F No. 68, Sec. 1 Cheng-Teh Road,  
Taipei, Taiwan, R.O.C.  
Phone: +886 (02) 2559 1899  
Fax: +886 (02) 2559 1874  
E-mail: [sales@asia-icom.com](mailto:sales@asia-icom.com)  
URL: <http://www.asia-icom.com>

Your local distributor/dealer:

### Icom Canada

Glenwood Centre #150-6165  
Highway 17A, Delta, B.C.,  
V4K 5B8, Canada  
Phone: +1 (604) 952-4266  
Fax: +1 (604) 952-0090  
E-mail: [info@icomcanada.com](mailto:info@icomcanada.com)  
URL: <http://www.icomcanada.com>

### Icom Spain S.L.

Ctra. Rubi, No. 88 "Edificio Can Castanyer"  
Bajos A 08174, Sant Cugat del Valles,  
Barcelona, Spain  
Phone: +34 (93) 590 26 70  
Fax: +34 (93) 589 04 46  
E-mail: [icom@icomspain.com](mailto:icom@icomspain.com)  
URL: <http://www.icomspain.com>

### Icom (Australia) Pty. Ltd.

Unit 1 / 103 Garden Road,  
Clayton, VIC 3168 Australia  
Phone: +61 (03) 9549 7500  
Fax: +61 (03) 9549 7505  
E-mail: [sales@icom.net.au](mailto:sales@icom.net.au)  
URL: <http://www.icom.net.au>

### Shanghai Icom Ltd.

No.101, Building 9, Caifuxingyuan Park,  
No.188 Maoting Road, Chedun Town,  
Songjiang District, Shanghai, 201611, China  
Phone: +86 (021) 6153 2768  
Fax: +86 (021) 5765 9987  
E-mail: [bjicom@bjicom.com](mailto:bjicom@bjicom.com)  
URL: <http://www.bjicom.com>

### Icom Brazil

Rua Itororó, 444 Padre Eustáquio  
Belo Horizonte MG,  
CEP: 30720-450, Brazil  
Phone: +55 (31) 3582 8847  
Fax: +55 (31) 3582 8987  
E-mail: [sales@icombrasil.com](mailto:sales@icombrasil.com)

### Icom (UK) Ltd.

Blacksole House, Altria Park,  
Herne Bay, Kent, CT6 6GZ, U.K.  
Phone: +44 (0) 1227 741741  
Fax: +44 (0) 1227 741742  
E-mail: [info@icomuk.co.uk](mailto:info@icomuk.co.uk)  
URL: <http://www.icomuk.co.uk>

### Icom New Zealand

39C Rennie Drive, Airport Oaks,  
Auckland, New Zealand  
Phone: +64 (09) 274 4062  
Fax: +64 (09) 274 4708  
E-mail: [inquiries@icom.co.nz](mailto:inquiries@icom.co.nz)  
URL: <http://www.icom.co.nz>